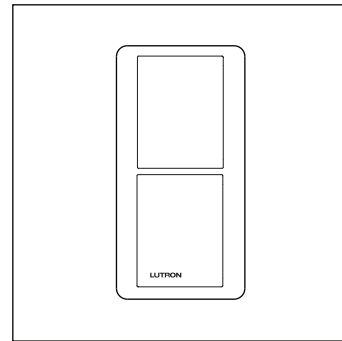


Square-Style Pico® Faceplates

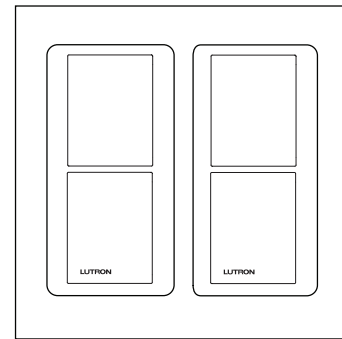
Pico® faceplates allow you to coordinate, accent, and blend your lighting controls with your décor, and experience a new way of expressing style and taste.

Features

- Plastic/Metal faceplates feature square corners and flat edges.
- Glass faceplates feature square corners and beveled edges.
- Faceplate snaps onto the faceplate adapter with no visible means of attachment.
- Pico® controls mount flush with the faceplate.
- Pico® faceplates work with both square and round style wallboxes. They can also be mounted to any non-metallic¹ surface.²




1-Column Faceplate



2-Column Faceplate

Colors Available:

Plastic



TAW
Matte Arctic White



TBL
Matte Black

Metal



BC
Bright Chrome




SN
Satin Nickel



SB
Satin Brass

Glass



CWH
Clear Glass with
White Paint

Note: Pico® controls shown on this page are for reference only. Pico® controls are sold separately.

¹ Pico® controls should not be mounted to metallic surfaces, this may affect the performance of the device.

² Use the provided #6-20 coarse-thread flat head screws and coordinating anchors for mounting to drywall.

<p>Job Name:</p> <p>Job Number:</p>	<p>Model Numbers:</p>
--	------------------------------


Model Numbers: Plastic Faceplate

LPFP-S1-XXX* 1-Column

LPFP-S2-XXX* 2-Column

* "XXX" in the model number represents color/finish code. See **Colors Available** below.

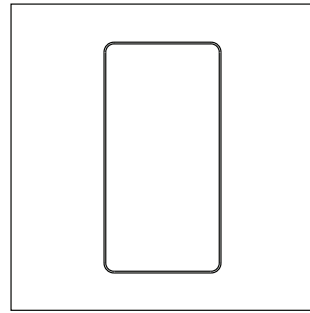
Colors Available:



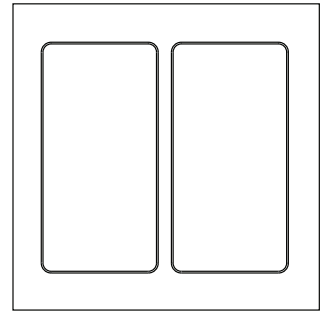
TAW
Arctic White



TBL
Black



LPFP-S1-XXX*



LPFP-S2-XXX*

Model Numbers: Metal Faceplate

LPFP-S1-XX** 1-Column

LPFP-S2-XX** 2-Column

** "XX" in the model number represents color/finish code. See **Colors Available** below.

Colors Available:



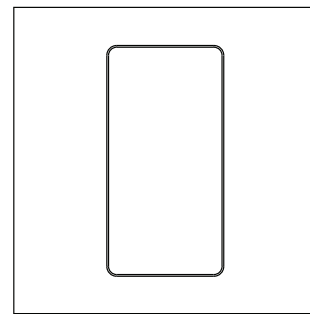
BC
Bright Chrome



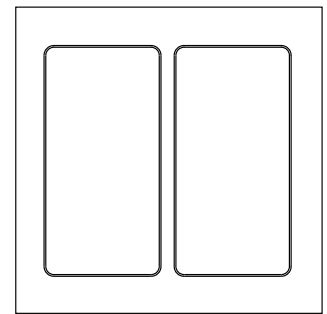
SN
Satin Nickel



SB
Satin Brass



LPFP-S1-XX**



LPFP-S2-XX**

<p>Job Name:</p> <p>Job Number:</p>	<p>Model Numbers:</p>
--	------------------------------

Model Numbers: Pico® Glass Faceplate

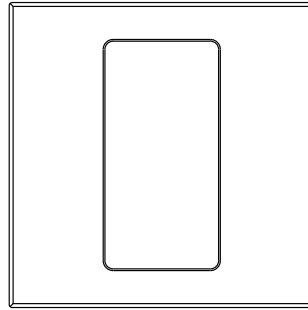
LFGP-S1-XXX*	1-Column
LFGP-S2-XXX*	2-Column

* "XXX" in the model number represents color/finish code. See **Colors Available** below.

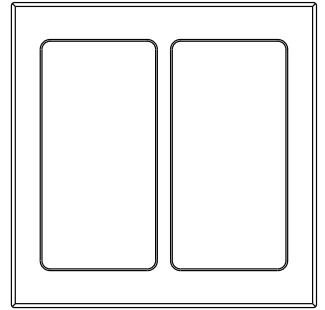
Colors Available:



CWH
Clear Glass with
White Paint



LFGP-S1-XXX



LFGP-S2-XXX

Job Name:	Model Numbers:
Job Number:	

Specifications

Regulatory Approvals

- Meets IEC requirements and are CE marked
- cULus listed

Environment

- Ambient operating temperature: 0 °C to 40 °C (32 °F to 104 °F)
- Maximum 90% non-condensing relative humidity
- Indoor use only

Product-Specific Features

- Pico® faceplates snap on with no visible means of attachment
- Mount directly to a wallbox or a flat surface
- Compatible with both wired (QSWP-CP, QSWP-DM) or wireless Pico® controls

Glass-Specific Features

- Heat-strengthened glass
- Lamination layer will contain the glass in the event of a break

Cleaning

- Use only a soft cloth with warm water and mild soap to clean faceplates (no chemical cleaners)

Warranty

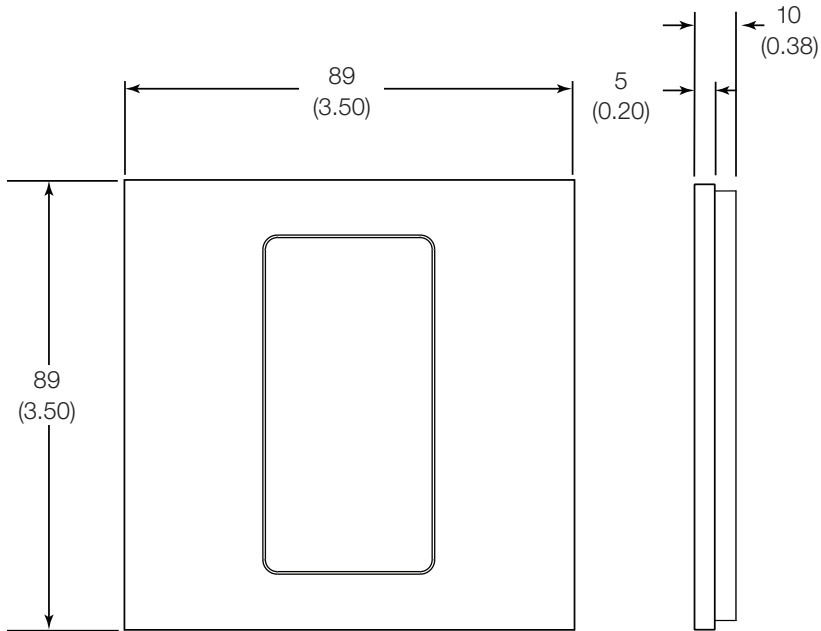
- www.lutron.com/TechnicalDocumentLibrary/369-119_Wallbox_Warranty.pdf

Job Name:	Model Numbers:
Job Number:	

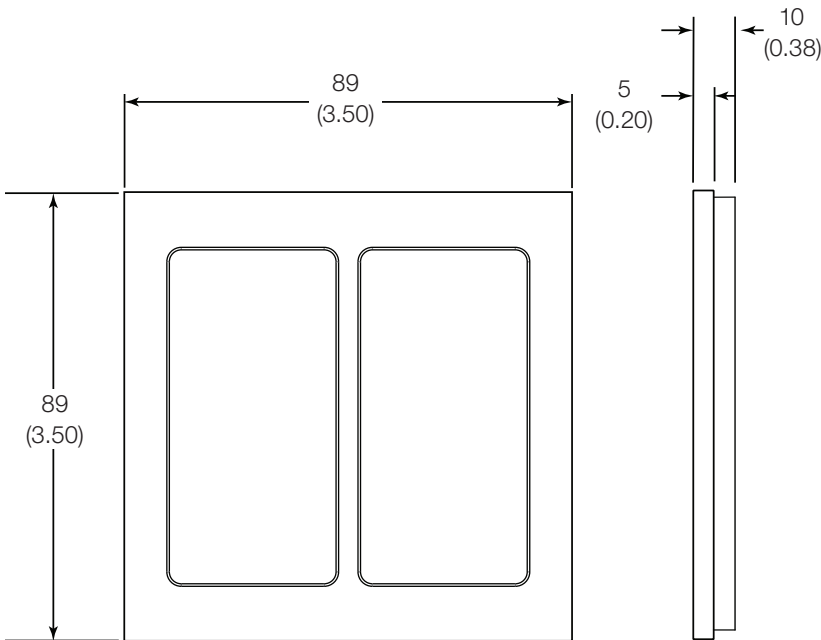
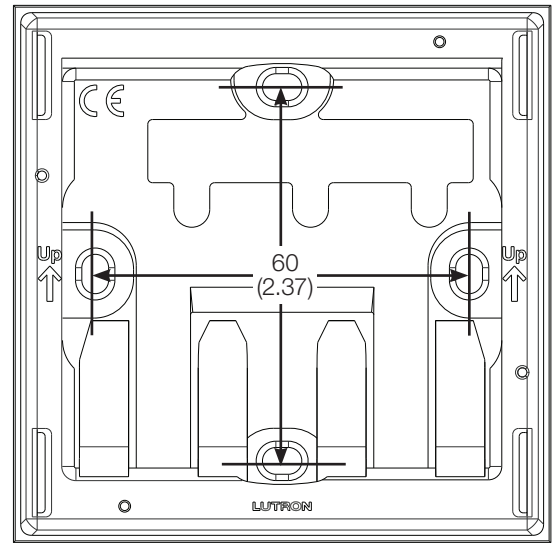
Dimensions

Dimensions shown as: mm (in)

Pico® Faceplate - Plastic and Metal



Pico® Faceplate Adapter

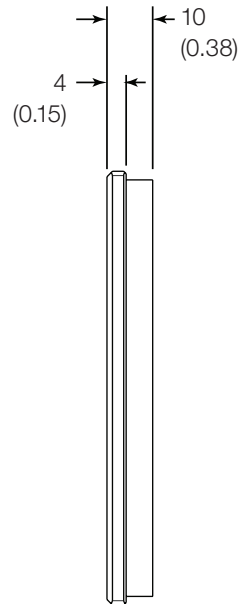
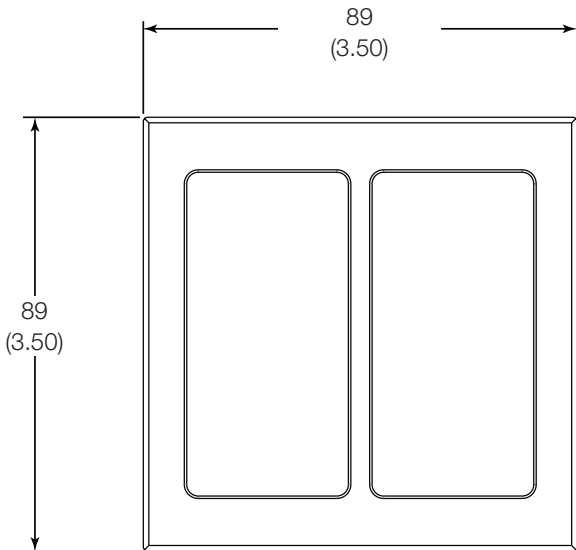
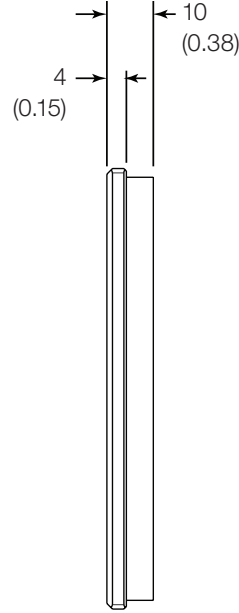
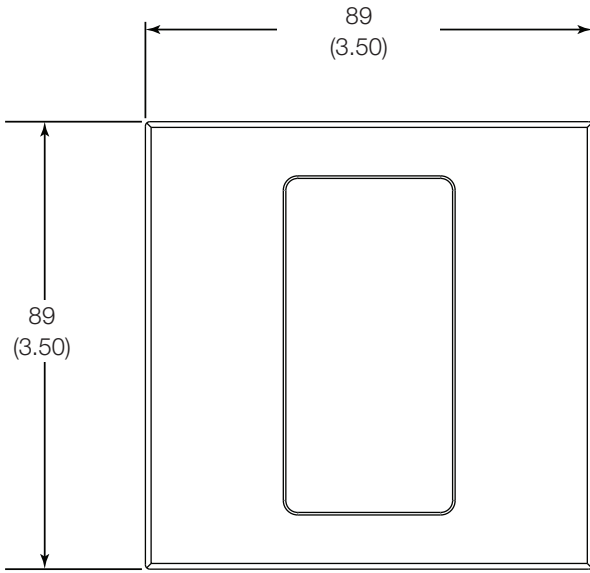


Job Name:	Model Numbers:
Job Number:	

Dimensions

Dimensions shown as: mm (in)

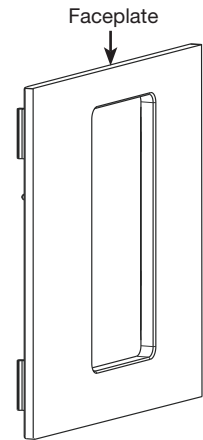
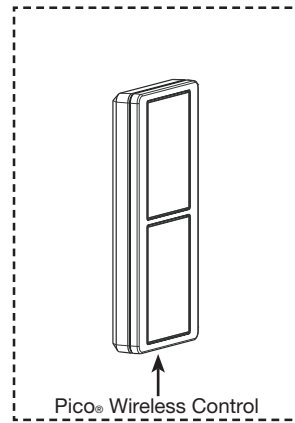
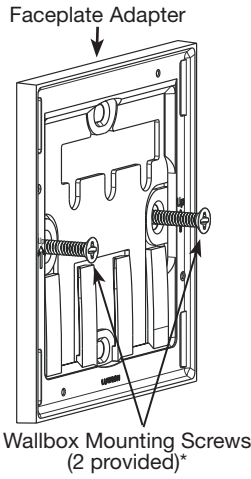
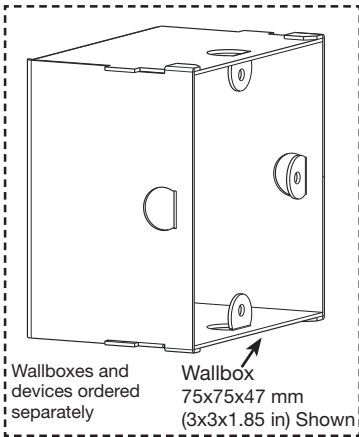
Pico® Glass Faceplate



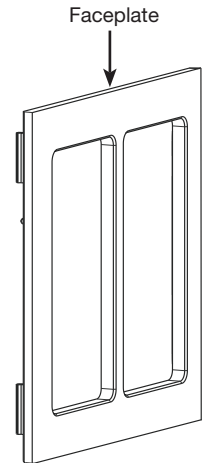
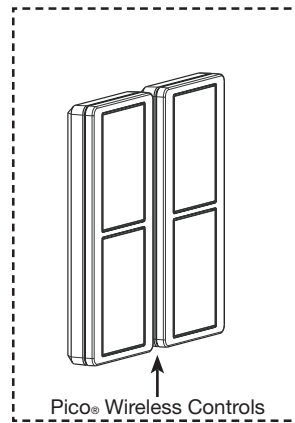
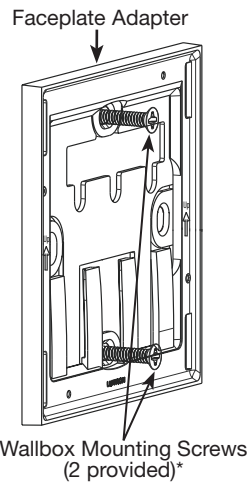
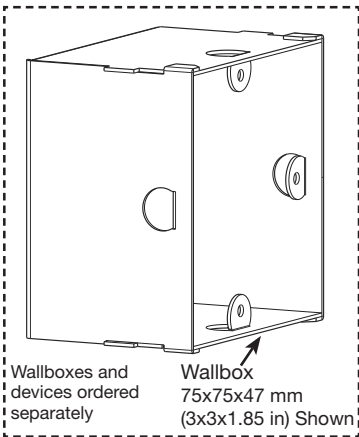
Job Name:	Model Numbers:
Job Number:	

Mounting

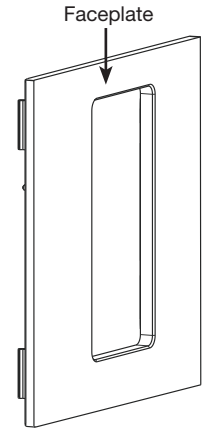
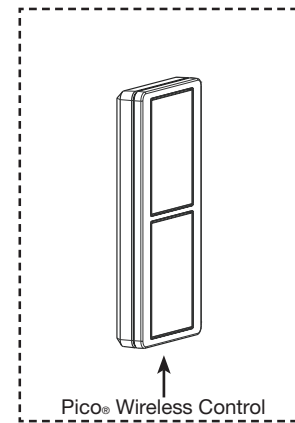
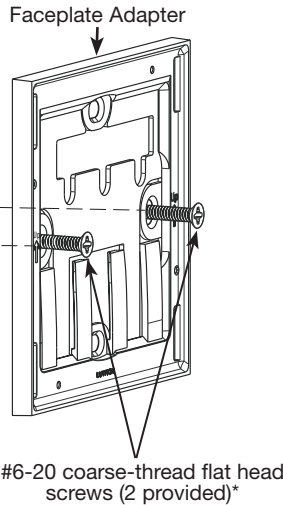
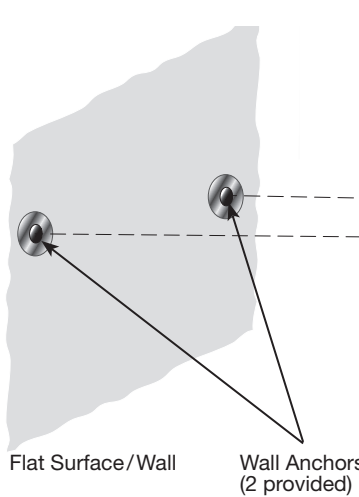
Wallbox: 1-Column



Wallbox: 2-Column



Flat Surface: 1-Column or 2-Column



* The mounting screws may be inserted into either the left/right or the top/bottom locations. The preferred screw locations are shown for each mounting configuration.

Job Name:	Model Numbers:
Job Number:	