



www.lutron.com/homeworksq

Lutron Electronics Co., Inc., 7200 Suter Road, Coopersburg, PA 18036-1299
World Headquarters 1.610.282.3800 | 24/7 Technical Support 1.800.523.9466 | Customer Service 1.888.LUTRON1 (1.888.588.7661)

© 06/2013 Lutron Electronics Co., Inc. | P/N 367-2434 REV A



HomeWorks® QS

Keypad Design & Style Ordering Guide



HomeWorks® QS Keypads

- **flexible wall-mounted and tabletop designs** allow for customized button configurations that meet the individual needs of each homeowner
- **minimize wall clutter** by eliminating the need for several switches, while maximizing the number of possible functions
- **available in a variety of colors and metal finishes;** keypads can become design elements that blend in or provide a striking contrast



Table of Contents

Keypad aesthetic styles	3
Dynamic keypad	5
Signature Series™ seeTouch®	7
Architrave™	9
International seeTouch	11
Architectural seeTouch	13
Designer seeTouch	15
RF seeTouch Tabletop	17
Custom controls	19



Dynamic keypad

Dynamic keypads provide the functionality of multiple Lutron keypads in an easy-to-navigate intuitive arrangement.

- products are available in gloss black and white finishes
- rounded corners, squared edges
- uses custom mounting frame (included)
- for use with wired and wireless systems

Signature Series™ and Architrave™

Signature Series and Architrave styles offer a slim, elegant solution for wall-mounted keypads.

- available in several models
- square corners, beveled edges
- for use with wired systems

International

International seeTouch® offers flexible button configurations and more room for scenes and settings.

- products are available in many colors and finishes, including custom metals, glass, and color-matching
- two columns of buttons provide functional and cognitive organization in a compact design
- square corners, beveled edges
- uses international backbox (available for order)
- available in U.S. and international markets
- for use with wired systems

Architectural

Architectural products include GRAFIK Eye® controls, and seeTouch keypads that coordinate with Nova T★® wallplates and coordinating accessories.

- products are available in glass, Architectural matte, and metal finishes
- square corners, beveled edges
- for use with wired and wireless systems

Designer

Designer products include Maestro® local dimmers and switches, plus seeTouch keypads, which coordinate with Claro® and Satin Colors® wallplates and accessories.

- products are available in Designer gloss and Satin Colors (matte) finishes
- rounded corners, squared edges
- all products use standard designer-style opening
- for use with wired and wireless systems

RF Tabletop

The seeTouch tabletop keypad is the portable extension to a light control system, allowing the homeowner to keep it within his reach for the ultimate convenience.

- perfect for bedside and countertop locations
- available in 5-button, 10-button, or 15-button configurations
- multiple columns of buttons allow for functional and cognitive organization
- faceplates are available in snow (SW), midnight (MN) and metal finishes
- for use with wireless systems



Dynamic keypad



Signature Series



Architrave



International



Architectural

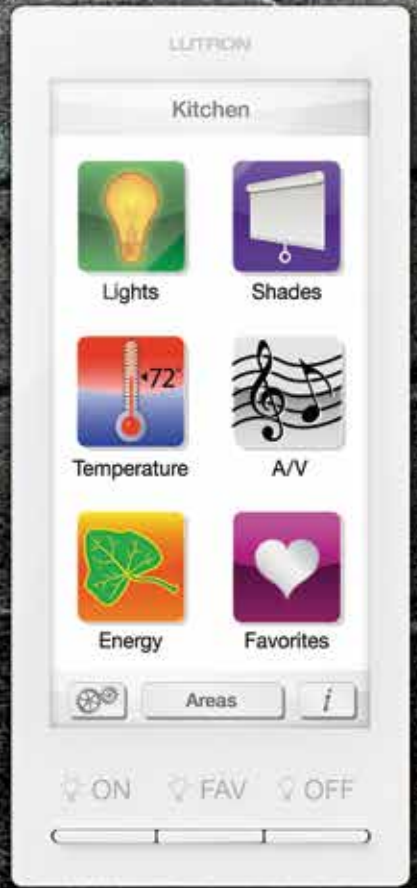


Designer



RF Tabletop

Controls are not shown actual size.



Dynamic keypad



Dynamic keypad

1 Order Control

HQ – J – DK420 - _____ (RF and Wired)
color

HQ – W – DK420 - _____ (Wired)
color

- Custom mounting plate shipped with unit
- Available in white (WH) and black (BL)
- Engraving is programmed into keypad



Example:
HQ-W-DK420-WH

2 Button Types and Programming Options

- Is a single point of control for multiple systems including lights, shades/draperies, A/V and HVAC equipment
- On-screen button engraving is configured through the HomeWorks QS software during system programming
- Features three programmable hard buttons for instant access to frequently used lighting functions



Example:
HQ-W-DK420-BL



1 Order Base Unit

HQWAS-_____ (Signature Series wired base unit)

LED color
(B) blue LEDs
(G) green LEDs

- Base unit ships with temporary faceplate without buttons



Signature Series Base Unit
Example: HQWAS-B

2 Order Button/Faceplate Kit

LFS - W _____ - _____ (Faceplate)
model color

- Faceplate ships with blank buttons for temporary use until an engraved button kit is installed. Engraved Button Kit ordered separately.



Signature Series Faceplate
Example: LFS-W4BS-SN

3 Order Engraved Button Kit

RKS - W _____ - _____ - E
model color

- Faceplate color chosen in step 2 determines the color of the buttons and whether those buttons are backlit or have backlit text. See descriptions at right.
- Utilize the Engraving Manager in the HomeWorks QS software to specify and order your engraving.
- Buttons are available in white (WH) and black (BL).



Example:
RKS-W5BRL-BL-E



Backlit Text
Black Buttons (BL)




Backlit Buttons
White Buttons (WH)

Order Signature Series Wallboxes

WBOX - SA1 - Q1 Signature Series Wallbox



Models



Architectural Matte Metal Finishes



White (WH)
White Buttons
Backlit Buttons

Architectural Metal Finishes with Black Buttons and Backlit Text



Special Note on Signature Series™:

Signature Series keypads are designed to be installed alone in a Signature Series wallbox (sold separately).

Color samples shown are representations only. See product samples for exact finishes.





Architrave™



1 Order Base Unit

HQWA - _____ - _____ - _____ (Architrave wired base unit with button kit)
model width color

- Model available in 5-button raise/lower (KP5) or 7-button (KP7)
- Width options include door narrow (DN) and door wide (DW)
- Color specifies button color, available in black (BL) and white (WH)
- Unit ships with a temporary faceplate



Example:
HQWA-KP7-DW-BL
and temporary faceplate

2 Order Engraved Faceplate

AR - _____ - _____ - _____ - E (Architrave Engraved Faceplate)
model width color

- Model available in 5-button raise/lower (M4) or 7-button (M16)
- Width options include door narrow (DN) and door wide (DW)
- Faceplates available in matte white (WH) and metal finishes
- Utilize the Engraving Manager in the HomeWorks® QS software to specify and order your engraving.



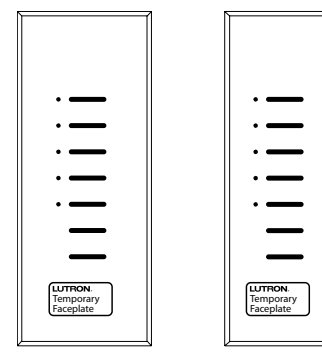
Example:
AR-M16-DW-BB-E

3 Order Architrave Wallboxes

- 241399 Architrave Wallbox




Base Unit Models and Widths

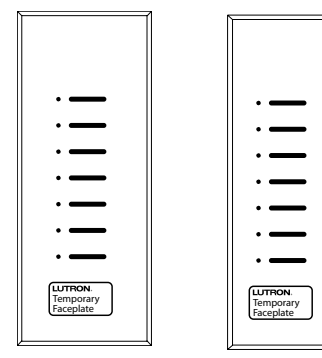


KP5-DW KP5-DN

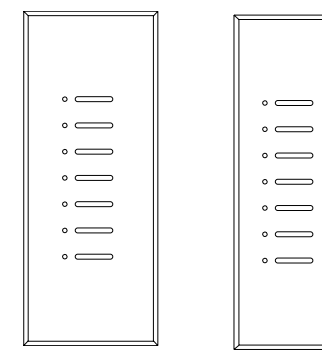
Faceplate Models and Widths



M4-DW M4-DN



KP7-DW KP7-DN




M16-DW M16-DN

Architectural Matte Metal Finishes



White (WH)

Architectural Metal Finishes with Black Buttons



Bright Chrome (BC) Satin Chrome (SC) Bright Brass (BB) Satin Brass (SB) Antique Brass (QB) Antique Bronze (QZ)



Bright Nickel (BN) Satin Nickel (SN) Black Anodized Aluminum (BLA) Brass Anodized Aluminum (BRA) Clear Anodized Aluminum (CLA) Gold Plated (AU)

Color samples shown are representations only. See product samples for exact finishes.



International seeTouch®



International seeTouch®

1 Order Base Unit

HQWIS - NB - NONE
 HQWIS - NBIR - NONE



Example:
 HQWIS-NBIR-NONE


2 Order Button/Faceplate Kit

HWIS - _____ - _____ - _____
model frameless (F) color insert (I)

- Select the final button configuration and color in the HomeWorks® QS software.
- The button/faceplate kit will determine the color of the buttons and whether those buttons are backlit or have backlit text. See descriptions at right.
- Custom metal finishes and color matching are available.
- Button/faceplate kit purchase includes an engraving credit added to the purchaser's account that can be redeemed for an engraved button kit.



Example:
 HWIS-8BRL-F-SN



Example:
 SIB-8BRL-BL-E

3 Order Engraved Button Kit

- Utilize the Engraving Manager in the HomeWorks QS software to specify and order your engraving and redeem the engraving credit for an engraved button kit.



Backlit Text



Backlit Buttons

Order International Wallboxes

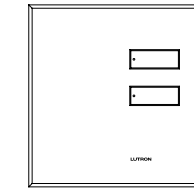
EBB - 1 - RD (Quantity 1) Round Plastic Wallbox
 EBB - 15 - RD (Quantity 15)



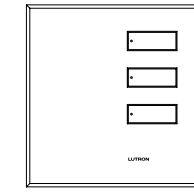
EBB - 1 - SQ (Quantity 1) Square Metal Wallbox
 EBB - 15 - SQ (Quantity 15)



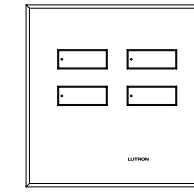
Frameless



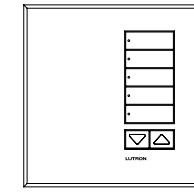
2B-F



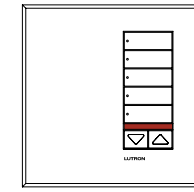
3B-F



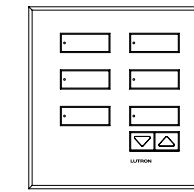
4B-F



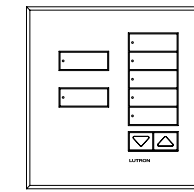
5BRL-F



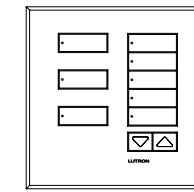
5BRLIR-F



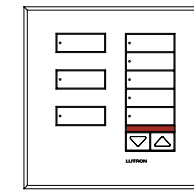
6BRL-F



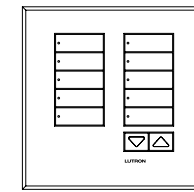
7BRL-F



8BRL-F

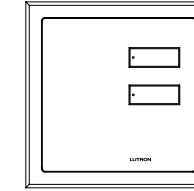


8BRLIR-F

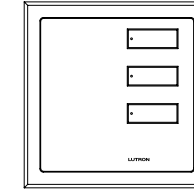


10BRL-F

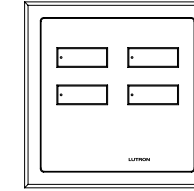
Framed Insert



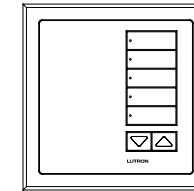
2B-I



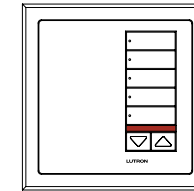
3B-I



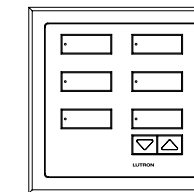
4B-I



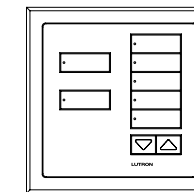
5BRL-I



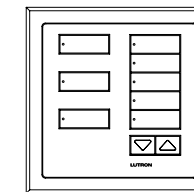
5BRLIR-I



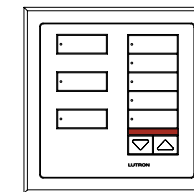
6BRL-I



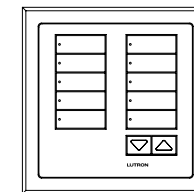
7BRL-I



8BRL-I



8BRLIR-I




10BRL-I

Architectural Matte Finishes



Arctic White (AW)
 White Buttons
 Backlit Buttons



Mica (MC)
 Black Buttons
 Backlit Text



Argentum (AR)
 Black Buttons
 Backlit Text

Coming Soon Glass Faceplates



Clear Glass (CWH)
 White Buttons
 Backlit Buttons



Green Glass (GWH)
 White Buttons
 Backlit Buttons

Metal Finishes with Black Buttons and Backlit Text



Satin Brass (SB)



Satin Nickel (SN)



Satin Chrome (SC)



Bright Brass (BB)



Bright Nickel (BN)



Bright Chrome (BC)



Antique Brass (QB)



Antique Bronze (QZ)



Gold Plated (AU)

Special Note on International seeTouch:

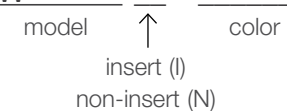
Glass faceplate is available for frameless models only.

Color samples shown are representations only. See product samples for exact finishes.



1 Order Control

HQWA - W _____ - _____ (Wired Keypad)



HQRA - W _____ - _____ (RF Keypad)

HQRA - H _____ - _____ (Hybrid Keypad)

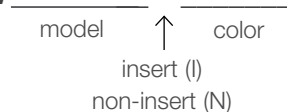


Wired Example: HQWA-W5BRLN-WH RF Example: HQRA-W5BRLI-WH

- Single-gang faceplate included. Multi-gang faceplates must be ordered separately.
- Keypads ship with an engraving credit as well as blank buttons for temporary use until an engraved button kit is installed.

2 Redeem Engraving Credit for Engraved Button Kit

RKA - W _____ - _____ (Wired Keypad)



RKA - W _____ - _____ (RF Keypad)

RKA - H _____ - _____ (Hybrid Keypad)



Example: RKA-5BRLN-WH-E



Backlit Text Backlit Buttons

- Select the final button configuration and color in the HomeWorks® QS programming screen.
- The button kit will determine the color of the buttons and whether those buttons are backlit or have backlit text. See descriptions at right.
- Utilize the Engraving Manager in the HomeWorks QS software to specify and order your engraving and redeem the engraving credit for an engraved button kit.

Alternate Ordering Method (Wired Keypads Only)

- If engraving is known when ordering the control, you can purchase it without buttons at a lower cost (see image and models at right).
 - Order the button kit with engraving for each keypad
- RKA - _____ - _____ - E
- Faceplate ordered separately through Lutron customer service



Example: HQW-NB-NONE HQW-NBIR-NONE

Non-Insert

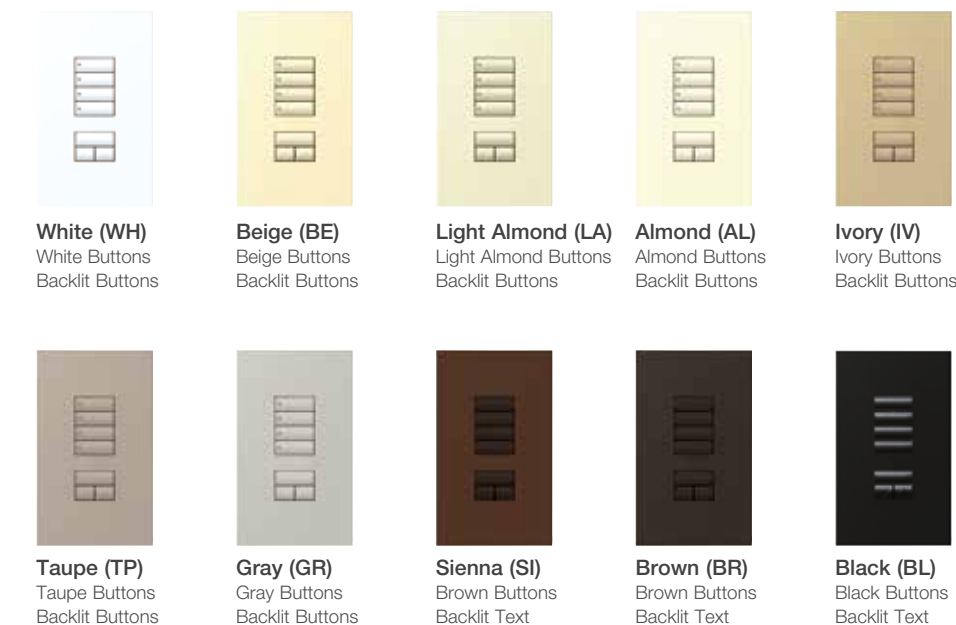


Insert



All models available as wired and RF unless otherwise noted.
*Model available as RF hybrid keypad.
†IR model is wired only.


Architectural Matte Finishes



Coming Soon Glass Faceplates



Architectural Metal Finishes with Black Buttons and Backlit Text



Special Notes on Finishes and Faceplates:

1. Glass faceplate is available for non-insert models only.
2. Insert-style keypads with metal finishes have a matte black, plastic insert.
3. Multi-gang metal faceplates are ordered separately. Order both the control and the button kit in black (BL).
4. Metal finishes only need to be specified once in single-gang installations. Order either:
(a) control with a metal finish and black button kit OR
(b) base unit and engraved button kit in black (BL) and single-gang faceplate

Color samples shown are representations only. See product samples for exact finishes.

Designer seeTouch®



Designer seeTouch®



1 Order Control

HQWD - W - (Wired Keypad)
model color

HQRD - W - (RF Keypad)
model color

HQRD - H - (Hybrid Keypad)
model color



Example:
HQWD-6BRL-WH

- Claro® or Satin Colors® faceplate ordered separately.
- Keypads ship with blank buttons for temporary use until an engraved button kit is installed. Keypad purchase includes an engraving credit added to the purchaser's account that can be redeemed for an engraved button kit.

2 Redeem Engraving Credit for Engraved Button Kit

RKD - W - - E (Wired and RF Keypad)
model color

RKD - H - - E (Hybrid Keypad)
model color



Example:
RKD-W5BRL-WH-E

- Select the final button configuration and color in the HomeWorks® QS programming screen.
- The button kit will determine the color of the buttons and whether those buttons are backlit or have backlit text. See descriptions at right.
- Utilize the Engraving Manager in the HomeWorks QS software to specify and order your engraving and redeem the engraving credit for an engraved button kit.



Backlit Text



Backlit Buttons

Alternate Ordering Method (Wired Keypads Only)

- If engraving is known when ordering the control, you can purchase it without buttons at a lower cost
- HQW - NB - NONE (Wired base unit, no IR)
- HQW - NBIR - NONE (Wired base unit with IR)

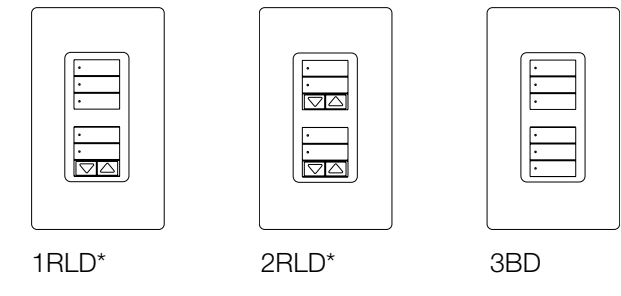
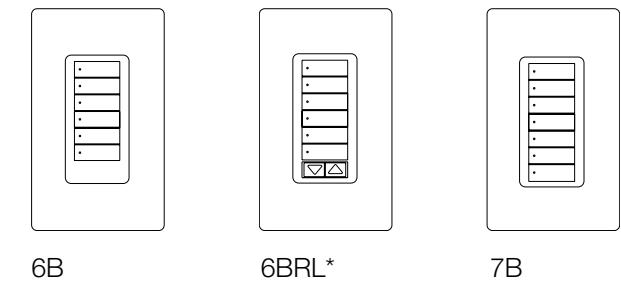
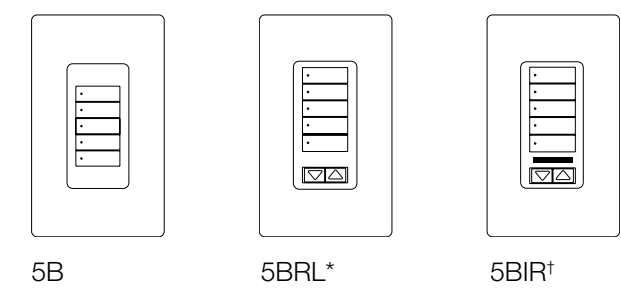
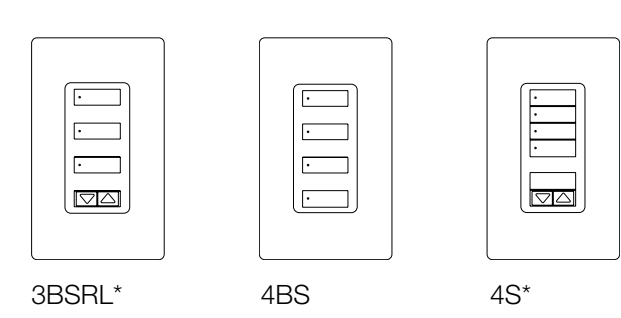
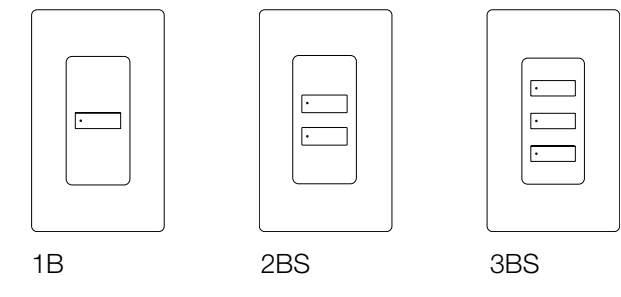
- Order the button kit with engraving for each keypad
- RKD - - - E
model color

- Claro or Satin Colors® faceplate ordered separately



Wired:
HQW-NB-NONE
HQW-NBIR-NONE

Models



All models available as wired and RF unless otherwise noted.
 *Model available as RF hybrid keypad.
 †IR model is wired only.

Designer Gloss Finishes



White (WH)
White Buttons
Backlit Buttons

Light Almond (LA)
Light Almond Buttons
Backlit Buttons

Almond (AL)
Almond Buttons
Backlit Buttons

Ivory (IV)
Ivory Buttons
Backlit Buttons

Gray (GR)
Gray Buttons
Backlit Buttons

Brown (BR)
Brown Buttons
Backlit Text

Black (BL)
Black Buttons
Backlit Text

Satin Colors® Matte Finishes and Stainless Steel Metal Finish



Snow (SW)
Snow Buttons
Backlit Buttons

Biscuit (BI)
Biscuit Buttons
Backlit Buttons

Eggshell (ES)
Eggshell Buttons
Backlit Buttons

Taupe (TP)
Taupe Buttons
Backlit Buttons

Palladium (PD)
Gray Buttons
Backlit Buttons

Sienna (SI)
Brown Buttons
Backlit Text

Midnight (MN)
Midnight Buttons
Backlit Text



Limestone (LS)
Gray Buttons
Backlit Buttons

Stone (ST)
Gray Buttons
Backlit Buttons

Desert Stone (DS)
Taupe Buttons
Backlit Buttons

Goldstone (GS)
Ivory Buttons
Backlit Buttons

Hot (HT)
Taupe Buttons
Backlit Buttons

Merlot (MR)
Taupe Buttons
Backlit Buttons

Plum (PL)
Taupe Buttons
Backlit Buttons



Mocha Stone (MS)
Taupe Buttons
Backlit Buttons

Greenbriar (GB)
Gray Buttons
Backlit Buttons

Terracotta (TC)
Taupe Buttons
Backlit Buttons

Bluestone (BG)
Gray Buttons
Backlit Buttons

Turquoise (TQ)
Gray Buttons
Backlit Buttons

Stainless Steel Wallplate (SS)

Color samples shown are representations only. See product samples for exact finishes.

RF seeTouch® Tabletop

1 Order Control

HQR - _____ - _____
model color

- Controls are available in snow (SW) and midnight (MN).
- Select the button configuration and color in the HomeWorks® QS software.
- Keypads ship with blank buttons and labels for temporary use until an engraved button kit is installed. Keypad purchase includes an engraving credit added to the purchaser's account that can be redeemed for an engraved button kit.



Example:
HQR-T10RL-MN

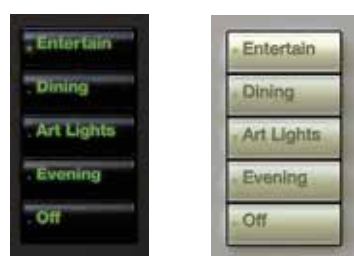
2 Redeem Engraving Credit for Engraved Button Kit

RK - _____ - _____ - E
model color

- The keypad model and color chosen in step 1 determines the color and configuration of the buttons and whether those buttons are backlit or have backlit text. See descriptions at right.
- Utilize the Engraving Manager in the HomeWorks QS software to specify and order your engraving and redeem the engraving credit for an engraved button kit.



Example:
RK-T10RL-MN



Backlit Text Backlit Buttons

For Metal Faceplates

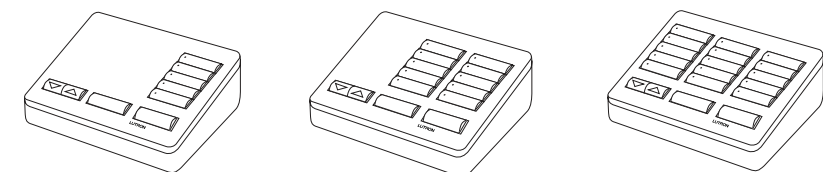
LFK - _____ - _____ - ____
model color engraving

- If a metal faceplate is desired, purchase a midnight (MN) tabletop keypad and a separate metal faceplate.
- Omit the "-E" unless engraving on the faceplate is desired.

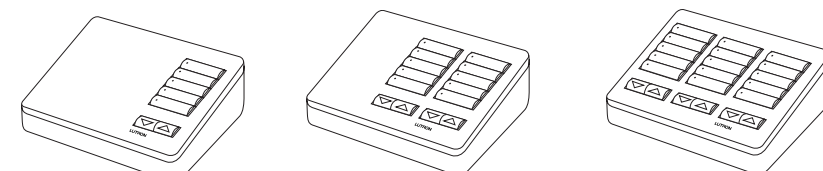


Example:
LFK-T10RL-SN

Control Models

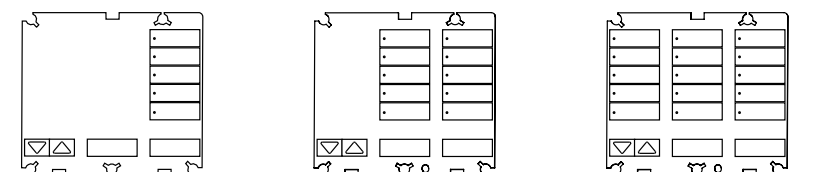


T5RL T10RL T15RL

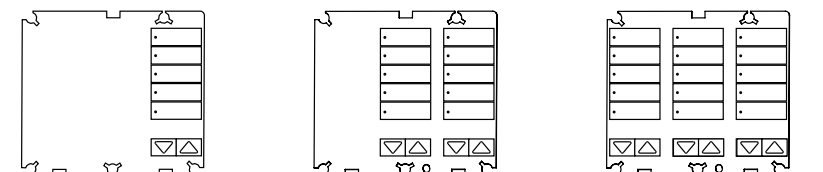


T5CRL T10CRL T15CRL

Button Kit Models

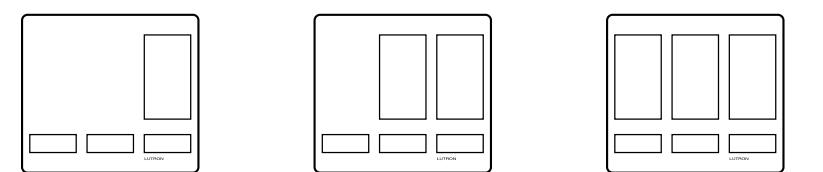


T5RL T10RL T15RL

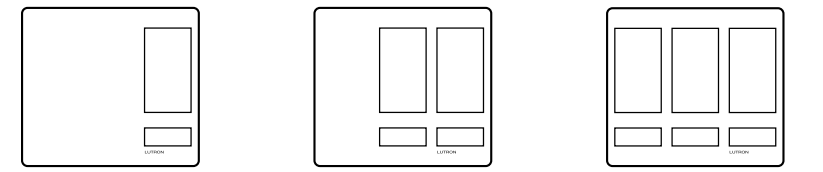


T5CRL T10CRL T15CRL

Faceplate Kit Models



T5RL T10RL T15RL




T5CRL T10CRL T15CRL

Colors




Snow (SW) Midnight (MN)

Metal Faceplates with Black Buttons and Backlit Text



Satin Brass (SB) Bright Brass (BB) Antique Brass (QB) Antique Bronze (QZ)



Satin Nickel (SN) Bright Nickel (BN) Satin Chrome (SC) Bright Chrome (BC)



Clear Anodized Aluminum (CLA) Black Anodized Aluminum (BLA) Brass Anodized Aluminum (BRA)

Color samples shown are representations only. See product samples for exact finishes.



RF seeTouch® Tabletop





Custom controls

Controls that perfectly match your design

Lutron controls have always been well known for their beautiful aesthetic, intuitive nature, and variety of standard choices. We understand that standard options do not always fit the bill. For projects that require specific design elements, or an exceptionally high degree of detail, we can help you create a unique control for each and every space:

- create exactly the right look for a space
- customize functionality to suit your client's needs
- enhance the interactive experience for occupants by providing unique, intuitive controls

What can be customized?

A faceplate created to fit over a third-party thermostat and a Lutron keypad.



Option 1: Choose an existing custom design

Review options in the Custom Controls Design Guide (P/N 367-1753), then contact our customer service team for additional options. Consider customizing certain elements, such as color, finish, and engraving.

Option 2: Create a new custom design

Send us a sketch or mark-up of an image of an existing Lutron control, then contact our customer service team to start a conversation. We will work with you on the design parameters and feasibility.




Engraving options

Add personalized engraving to any control

As a finishing touch, you can add custom engraving. Text, icons, and images are all possible.

Icons and images

Our laser-engraving capabilities include the following icons in either dark gray or white text. These icons appear on engraving sheets as options for custom engraving.



Fonts and languages

The engraved font can be changed from the standard Helvetica to nearly any font, including characters from any language.

Engraving guidelines

For images and icons, files must be provided in .dxf or high-res .pdf format. In some cases, images and icons may need to be resized to fit appropriately on a button or faceplate.

For custom fonts, you can provide true-type font files or request a font by name.



Engraving available in dark gray or white text

Opposite page: The base of this custom tabletop version of an international-style keypad was fabricated to match a customer-supplied wood sample.